

Find Mentors


Overview

The Find Mentors report allows you to identify potential mentors by searching for attributes including Certification, Fields of Study, Degrees, Location, Professional Affiliation, and/or Skills.

Who Does This: Employee

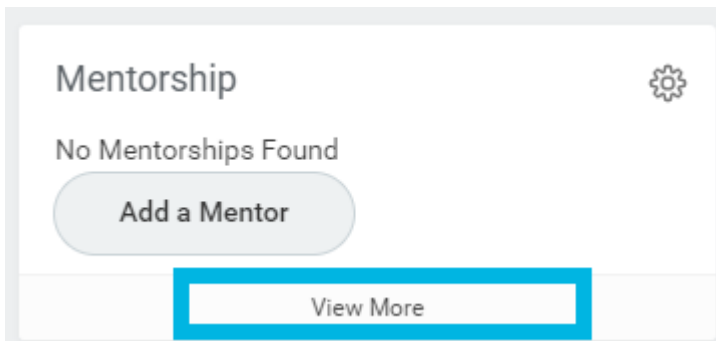
Things to Know:

- The mentorship program creates opportunities for professional development and building your network across the company.
- A six-month commitment is required from both the mentors and mentees.
- Mentor and mentee will meet at least once per month for 30-60 minutes.
- Additional mentorship resources are available on [CoorsTek U](#). These resources are only available in English at this time.
- Once you identify a potential mentor, follow the **Add a Mentor** job aid to request a mentorship.



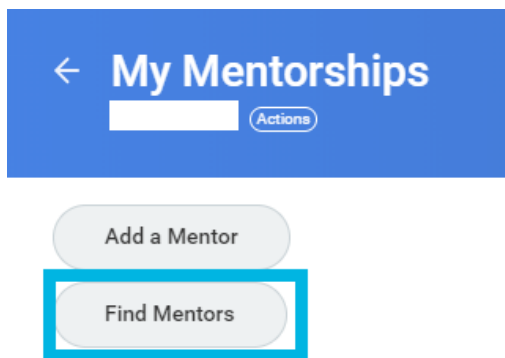
Step 1

Choose the **Talent and Performance** worklet.



Step 2

Under Mentorship, select **View More**.



Step 3

Choose **Find Mentors**.

▼ Certification

4

- Quality Engineer (CQE) - AS... (4)
- Quality Technician Certificat... (3)
- Green Belt - CoorsTek OpX (3)
- Professional in Human Reso... (2)
- Professional Engineer - Stat... (2)

+ More

▼ Fields of Study

4

- Metallurgical Engineering (1)
- Mechanical Engineering (1)
- Physics (1)

> Degrees

Use the categories on the left side of your screen to filter by attributes including Certification, Fields of Study, Degrees, Location, Professional Affiliation, and/or Skills.

You can hide a group by selecting ▼. You can expand a group by selecting >.

Step 4

Select the attributes you prefer in a mentor. Your results will be narrowed as soon as you select an attribute.

Note: Selecting many attributes at one time may result in a small number of results.

The screenshot shows a search interface with two main sections. On the left, under 'Current Search', there is a 'Clear All' button highlighted with a blue box and the number 6. Below it is a 'Cost Center' filter with three options: '5007 Carbide Grinding (35)', '3207 ARK -Carbide Press/Fo... (4)', and '2600 GRINDING (3)'. On the right, a results panel shows '47 Results' and three items, each with a cloud icon and a location: 'Boone St Plant', 'Boone St Plant', and 'Glenrothes Plant'. The results panel is highlighted with a blue box and the number 5.

Step 5

Review your search results to identify a potential mentor.

Note: You may click the name of someone in the results to view his/her profile.

Step 6

To clear your search, select **Clear All**.

Find Mentor Actions

Q search

As an alternative to using the facets as described in Step 4 above, you may enter desired attributes in the search bar and select **Enter**. Then follow Steps 5 and 6 above.

Continue looking by using the filters and/or search until you identify potential mentor(s).

FAQ's

Where can I find more information on mentorship? You will find resources on the mentorship program on the intranet under [CoorsTek U](#). Or view this [video](#) to see how mentoring has made a difference at CoorsTek. These resources are only available in English at this time.