

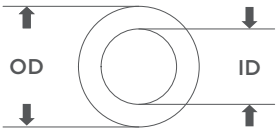

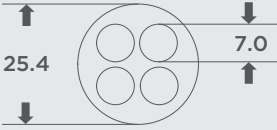
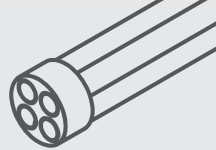



Ceramic Membrane Filters : Technical Data

SUBSTRATE CHARACTERISTICS

Substrate material	α-aluminum oxide
Mean pore diameter	20 - 40 - 100 - 200 - 600 - 1000 - 2000 nm
Length of elements	Standard length = 250 - 600 - 1200 mm
Structure	Symmetric (100 - 2000 nm) / Asymmetric (20 - 200 nm)
Configuration	Multiple options
Temperature resistant	Up to 1200 °C (hollow fiber modules max. 85 °C)
pH stability	0-14

Multiple configurations available with a variety of diameter, length, and channel amounts.

CONFIGURATION	DESIGN	NO. OF CHANNELS	OD/ID [MM]	LENGTH [MM]	SURFACE [M ²]	DRAWING
Single Bore		1	<18.0 / >1.0	≤ 1200	0.003 - 0.06	
4-tube system		4	25.4 / 7.0	≤ 1200	- 0.11	
Hollow fiber	1" module with hollow fibers	19	4.8 / 3.0	166	0.03	
Hollow fiber	4" module with hollow fibers	156	4.8 / 3.0	360	0.53	
Hollow fiber	8" module with hollow fibers	1056	4.8 / 3.0	360	3.60	

Engineering data is representative. Property values vary somewhat with method of manufacture, size, and shape of part. Any suggested applications are not made as a representation or warranty that the material will ultimately be suitable for such applications. The customer is ultimately responsible for all design and material suitability decisions. Data contained herein is not to be construed as absolute and does not constitute a representation or warranty for which CoorsTek assumes legal responsibility. Any warranty or representation for which CoorsTek is responsible shall be subject to a separately negotiated agreement. CoorsTek is a registered trademark of CoorsTek, Inc.

COORSTEK

Americas

+1 303 271 7100 tel
+1 855 929 7100 toll free in USA
coorstek.com
info@coorstek.com

Europe

+49 160 530 3768
infoeurope@coorstek.com

Japan

+1 81 3 5437 8411
japaninfo@coorstek.com

China

+86 21 6232 1125
info_shanghai@coorstek.com

Korea

+82 31 613 2946
koreainfo@coorstek.com