

CoorsTek GK Group**Environmental, Health, and Safety Report 2025****Contents**

The CoorsTek Way	P02
CoorsTek's Corporate Policy	P02

Message from the Company	P03
--------------------------	-----

Environmental Report

■ Environmental, Health, and Safety Policy	P04
■ Environmental Management Structure	P05
■ Objectives and Results of Environmental Activities	P06
■ Environmental Impact	P08
■ Mitigation of Global Warming	P09
■ Waste Management	P10
■ Management of Chemical Substances	P11
■ Green Procurement	P12
■ History of Our Commitment to the Environment	P13

Safety and Health Report

■ Occupational Safety and Health Management Structure	P16
■ Occupational Accidents	P16
■ Objectives and Results of Occupational Safety and Health Management	P17
■ Occupational Safety and Health Management	P18

Relationships with Local Communities

■ Responsibility to Local Communities	P21
■ Partnership with Local Communities	P21

Editor's Note

This is our 23rd report since our first report, titled Environmental Report, was published in 2003. In this report, we present the business, social and human, and environmental activities of the CoorsTek GK Group, which includes CoorsTek GK and our subsidiaries, as they reflect our commitment to environmental, health, and safety activities. Our purpose is to communicate the Group's activities in a way that our customers, shareholders, employees, people in local communities, and other stakeholders can easily grasp.

Scope of the Report

This report covers the following facilities and affiliated companies.

CoorsTek GK

■ Head Office	Osaki Wiz Tower, 11-1, Osaki 2-chome, Shinagawa-ku, Tokyo
■ Oguni Facility	378, Oaza Oguni-machi, Oguni-machi, Nishiokitama-gun, Yamagata Prefecture
■ Hadano Facility	30, Soya, Hadano City, Kanagawa Prefecture
■ Kariya Facility	1, Minami-Fuji, Ogakie-cho, Kariya City, Aichi Prefecture
■ Nagasaki Facility	296, Momozugo, Kawatana-cho, Higashisonogi-gun, Nagasaki Prefecture

Consolidated Subsidiaries

■ CoorsTek Tokuyama Corporation	2-1-32, Eguchi, Shunan City, Yamaguchi Prefecture
---------------------------------	---

Remarks:

- The above four facilities and one consolidated subsidiary are collectively referred to as "Facility".
- The Head Office is not included in the environmental reporting data.
- In this report, the group company of CoorsTek, Inc., the parent company, is collectively referred to as the CoorsTek Group.
- In this report, CoorsTek GK and the above consolidated subsidiaries are referred to as CoorsTek GK Group.
- For corporate data, please refer to our website.

<https://www.coorstek.com/jp/about/corporate-overview/>

Reporting Period

This report presents the results of activities in FY 2024 (January 1, 2024 to December 31, 2024) and other content.

Publication

Previous issue: April 2024

Next issue: April 2026 (scheduled)

Reference Guidelines

Environmental Reporting Guidelines (FY 2018 version), Ministry of the Environment of Japan
Environmental Accounting Guidelines (FY 2005 version), Ministry of the Environment of Japan

Corporate Philosophy

The CoorsTek Way Corporate Philosophy

The CoorsTek Way

VISION STATEMENT

We make the world **measurably better**.

Better Today

- **We are inspired** by our legacy of innovation
- **We take pride** in what we do
- **We provide** outstanding value for our customers, teammates, families, communities, and the world
- **We deliver** leading-edge solutions to improve the lives of people in the communities we serve

Better Together

- **We value** the inherent worth and dignity of each individual
- **We share** responsibility, risk, opportunity, and reward
- **We collaborate** to solve our customers' most complex challenges
- **We act** with consistency, honesty, and respect

Better Tomorrow

- **We push** the limits of what's possible
- **We evolve** to meet the challenges of the future
- **We think** globally and act locally
- **We commit** to near-term results with a long-term view

CoorsTek's Corporate Policy

1. Prioritizing the Customer

We accord the highest priority to customers' satisfaction by providing value-rich products and services based on new perspectives and dynamic ideas.

2. Enhancing Corporate Value

Through constant change in management practices and technological innovation, we strive to garner the trust and meet the expectations of all who are stakeholders in the CoorsTek Group.

3. Contributing to Society

We place the highest consideration on human safety and environmental conservation, and as a good corporate citizen, we aim to achieve a symbiotic relationship with the global community and local communities in which we have a presence by contributing to their developments.

4. Conducting Fair Business

We are fully aware of our social responsibilities as a corporate entity, and we obey the rules and established norms of Japan and other countries as we conduct business fairly and with integrity.

5. Respecting the Individual

We respect each employee's individuality and creativity, and we foster a fair and generous environment in which he or she can grow and evolve as an individual.

Corporate Message

Message from the Company

We make the world measurably better

The CoorsTek Group is a technical ceramics manufacturer with over 110 years of history. With the vision of "We make the world measurably better", we continue to provide better products in a wide range of business areas through development based on the direct needs of customers and the market.

At the same time, we practice our Business Policy, which is to "place the highest consideration on human safety and environmental conservation." We believe that environmental conservation, health, and safety are key elements continuing our business, therefore we contribute to the development of society through a variety of activities.

In 2021, we launched the Sustainability Steering Committee to accelerate our commitment to sustainability. We also aim to achieve higher goals in the markets and products we serve, and in our process of continuous innovation centered on improving energy efficiency and reducing waste. In terms of environment, CoorsTek GK is working on activities aimed at preventing global warming and effectively using resources. In terms of global warming prevention, CO₂ emissions (Scope 1 and 2) increased by 1% compared to 2023. This was due to an increase from the launch of new production lines, etc., despite a decrease in overall production volume.

The CoorsTek GK Group has set the following goals for its 2030 climate vision: diversion of 60% of waste, a 42% reduction in Scope 1 and 2 emissions*1, a 20% reduction in water use*1, and 50% utilization of renewable energy.

We will continue to promote efforts to further reduce CO₂ emissions, make effective use of resources, and reduce chemical substances through more efficient energy use and the use of renewable energy.

In terms of health and safety, we conducted risk reduction activities and improved ergonomics through risk assessments. In addition, in order to ensure the safety of our contractors, we worked to prevent accidents by checking each time high-risk work such as work at heights or in confined spaces. We will continue these activities in the future.

Furthermore, there were many occupational accidents in 2024, as well as many accidents related to human error and failure to anticipate, in 2025, we will include the implementation of measures to improve danger sensitivity in our safety and health priorities and will also work to foster a safety culture by strengthening human resource development while conducting risk reduction activities.

From now on, we will continue to grow our business and improve our corporate value and promote efforts toward sustainability. We will also promote various activities to ensure stakeholder satisfaction. We ask for your continued guidance and encouragement.

CoorsTek GK

*1 Based on 2021 figures.

Environmental Report

Environment report

Environmental, Health, and Safety Policy

Conducting operations safely and in an environmentally responsible manner requires a diligent attitude and proactive steps. At CoorsTek, we believe ACTION is the key to achieving ZERO injuries or environmental incidents.

Anticipate potential hazards and take action to prevent them from doing harm

Commit to protecting yourself, employees, and the environment

Think about the contributing factors of injuries, accidents, and illnesses and learn from them

Initiate continual process and program improvements

Own it! It is up to us to prevent injuries, illnesses, and pollution

Network with others to share best practices and elevate our performance beyond compliance

Environmental activities

The CoorsTek GK Group regards environmental conservation as a key management issue. We are engaged in environmental conservation activities on a continual and voluntary basis, guided by the Environmental Policy we established in 1989.

CoorsTek GK Group Environmental Policy

The CoorsTek GK Group works to bring together materials, technologies, and people to create new values. In carrying out our activities, we promote environmental conservation in the belief that the Earth's resources are invaluable. Accordingly, we promote the following management concepts:

- (1) Position environmental conservation as a critical issue at the heart of our business.
- (2) Adhere to environmental laws, environmental guidelines agreed to by CoorsTek GK Group, and other voluntary environmental protection standards.
- (3) Reduce the environmental impact of our business activities and prevent pollution.
- (4) Set voluntarily action plans such as energy conservation to help prevent global warming, including policies such as zero emissions, through the effective use of resources and reducing the use of chemical substances.
- (5) Promote green procurement, including prioritizing the selection of raw materials that have minimal environmental impact.
- (6) Contribute to society by developing and providing superior environmental technology and products, cooperate with communities, and undertake environmental protection activities in general.

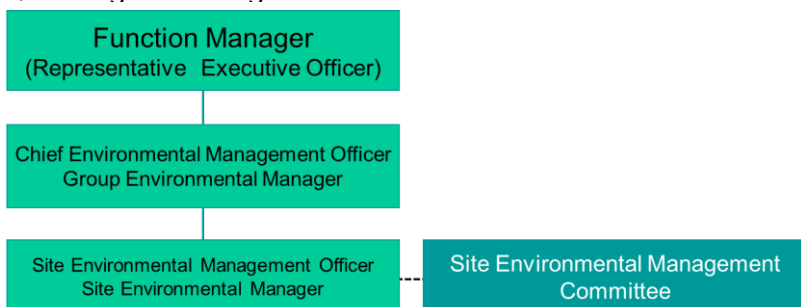
Environmental Management Structure

Environmental management structure

In order to oversee and promote environmental management, we have appointed the Chief Environmental Management Officer and the Group Environmental Manager within the group and have appointed the Site Environmental Management Officer and the Site Environmental Manager at each manufacturing site.

All facilities operate under environmental management systems that comply with ISO14001 standards.

◆ Management Organizational Structure



◆ ISO 14001 Certification Status (as of March 31, 2025)

Facility	Initial Certification Date	Certification Body
Oguni Facility	Feb. 1998	Intertek Certification Japan Ltd.
Hadano Facility	Mar. 1998	Intertek Certification Japan Ltd.
Kariya Facility	Apr. 2000 ^{*1}	Intertek Certification Japan Ltd.
Nagasaki Facility	Dec. 2000 ^{*2}	Intertek Certification Japan Ltd.
CoorsTek Tokuyama Corp.	Mar. 1998	Japan Quality Assurance Organization

*1 Kariya Facility returned the certification in April 2009. Subsequently, it was recertified in November 2017.

*2 Nagasaki Facility returned the certification in December 2009. Subsequently, it was recertified in March 2016.

Environmental, health, and safety audits

Internal audits

The Group Environmental Manager and the Group Safety and Health Manager conduct compliance audits and activity assessments at each facility. The CoorsTek GK Group uses its standards to verify compliance with environmental laws and regulations and assess the status of the Company's environmental activities. EHS personnel follow up on assessment results and work to improve environmental efforts.



Hadano Facility



Kariya Facility



Oguni Facility



Nagasaki Facility



CoorsTek Tokuyama

Environmental education

In order to better understand and enhance our environmental conservation skills, all Group employees undergo environmental education on a regular basis. The content of the education varies according to positions and responsibilities. To ensure compliance and enhance the skills of individual employees, the Group supports and encourages employees to acquire qualifications and attend lectures.

Contractors working at the facilities are informed of environmental and safety requirements.



Environmental education for new employees (Hadano Facility)



Environmental education for new employees (Kariya Facility)

Number of Qualified EHS Employees

Major qualifications	Number
Pollution control managers	58
Energy managers	25
Environment measurement engineers	3
Special controlled industrial waste managers	14
Health officers	33
Working environment measurement experts	14

Objectives and Results of Environmental Activities

Green manufacturing to reduce environmental impact

Overview of voluntary environmental action plans

The CoorsTek GK Group has formulated a voluntary environmental action plan and it conducts activities to reduce environmental impacts of business activities.

◆FY2024 Voluntary Environmental Action Plan and Performance

Priority Initiatives	FY2024 Voluntary Environmental Action Plan	Results	Evaluation*1
Global warming mitigation	· Average improvement of 1% or more per year in ratio to direct costs (crude oil equivalent/DC) in the past 5 years	· Average increase of 2.6% per year	△
Effective use of resources	· Resource reduction goals are set at each facility. (Hadano Facility) 1) Waste reduction: Reduce the following items to below FY2023 level. (Manufacturing department) Ratio of waste discharged (Indirect department) Amount brought to recycling center 2) 7% reduction in water usage over total hours worked compared to a FY2021 baseline 3) Reduction of the usage of PRTR substances by at least 1% compared to FY2023 level	1) · 18.1% reduction compared to FY2023 · 11.5% reduction compared to FY2023 2) 42.2% reduction compared to FY2021 3) 26% reduction compared to FY2023	◎ ○ ◎ ◎
	(Kariya Facility) 1) Reduction of ratio of total waste discharged in relation to input ((Valuables + waste) /input) over FY2023 level 2) 7% reduction in water usage over total hours worked compared to a FY2021 baseline	1) 2.1% reduction compared to FY2023 2) 10.9% reduction compared to FY2021	○ ○
	(Oguni Facility) 1) Reduction of final disposal rate of waste (landfill waste/total emissions (Valuables + waste)) compared to FY2023 level (5.52%) 2) Reduction of wastewater (acid wastewater + polishing wastewater) in FY2024 by 2% compared to a FY 2021 baseline	1) 4.55% in FY2024 2) 13% reduction compared to FY2021 1) 90% reduction compared to FY2022 2) 60% reduction compared to FY2021	○ ○ ◎ ◎
	(Nagasaki Facility) 1) Reduction of total landfill waste by 5% compared to FY2022 level 2) Reduction of water usage by 2% compared to FY2021 level	1) 6% increase compared to FY2023 2) 13% increase compared to FY2023	△ △
	(CoorsTek Tokuyama) 1) Reduction of waste to below FY2023 level 2) Reduction of water usage to below FY2023 level		

*1 ◎ Objective exceeded ○ Objective achieved △ Objective not achieved

◆FY2025 Voluntary Environmental Action Plan

Priority Initiatives	FY2025 Voluntary Environmental Action Plan
Global warming mitigation	Average improvement of 1% or more per year in ratio to direct costs (crude oil equivalent/DC) in the past 5 years
Effective use of resources	<ul style="list-style-type: none"> · Resource reduction goals are set at each facility. (Hadano Facility) <ol style="list-style-type: none"> 1) Waste reduction: Reduce the following items to below FY 2024 level. (Manufacturing department) Ratio of waste discharged (Indirect department) Amount brought to recycling center 2) 10% reduction in water usage over total hours worked compared to a FY2021 baseline 3) Reduction of the usage of PRTR substances by at least 1% compared to FY2024 level (Kariya Facility) <ol style="list-style-type: none"> 1) Reduction of ratio of total waste discharged in relation to input (Valuables + waste) over FY2024 level 2) 10% reduction in water usage over total hours worked compared to a FY2021 baseline (Oguni Facility) <ol style="list-style-type: none"> 1) Reduction of final disposal rate of waste (landfill waste/total emissions (Valuables + waste)) compared to FY2024 level (4.55%) 2) Reduction of wastewater (acid wastewater + polishing wastewater) in FY 2025 by 2% compared to a FY2021 baseline (Nagasaki Facility) <ol style="list-style-type: none"> 1) Improvement of the waste landfill diversion rate by 2% compared to FY2024 level 2) 10% reduction in water usage over total hours worked compared to a FY 2021 baseline (CoorsTek Tokuyama) <ol style="list-style-type: none"> 1) Reduction of final disposal rate of waste compared to FY2024 level 2) 1% reduction in water usage compared to FY2024 level

Environmental accounting

The CoorsTek GK Group assesses environmental costs and applies the results to business activities.

◆Environmental Costs

Unit: Millions of yen

Classification	Content	Expenditure* ¹	Costs* ²
I Business area costs		102.5	648.6
I - i Pollution prevention costs	Prevention of pollution to atmosphere, water, soil, etc.	8.8	385.6
I - ii Global environmental conservation costs	Mitigation of global warming, conservation of ozone layer, etc.	93.7	104.8
I - iii Resource circulation costs	Effective utilization of resources, recycling of waste, etc.	0	158.2
II Upstream/downstream costs	Green procurement, product recovery and recycling, etc.	0	0
III Administration costs	Monitoring of environmental impacts, planting of greenery, etc.	0	44.3
IV R&D costs	Development of environmentally conscious products etc.	0	39.6
V Social activity costs	Disclosure of information etc.	0	0.3
VI Environmental remediation costs	Natural restoration etc.	0	0.1
Total environmental cost (millions of yen)		102.5	732.9

Period: January 2024 to December 2024. Subjects: 5 facilities

*1 Expenditures: of expenditures subject to depreciation, amounts for environmental conservation are reported.

*2 Costs: total amounts of expenditures for environmental conservation and depreciation of facilities are reported (including labor costs).

◆Environmental conservation effects

The amount of energy increased compared to FY2023, but the amount decreased overall due to a decrease in the unit price of electricity. The amount of water used decreased due to a decrease in groundwater, but the amount increased due to an increase in drinking water and industrial water. The amount of waste was roughly the same, but the amount increased due to an increase in the unit price of treatment.

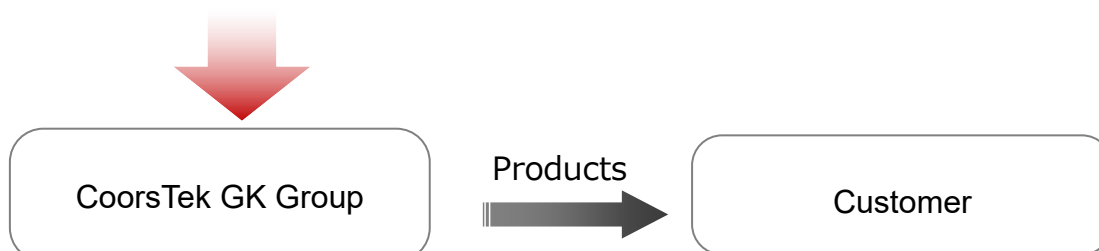
Actual Effects	Environmental Impact Compared to FY2023	Monetary Value of Effects
Energy consumption	Increase of 88,000 GJ	Decrease of 128 million yen
Water consumption	Decrease of 22,000 m ³	Increase of 4.2 million yen
Amount of waste	Decrease of 4 t	Increase of 24.0 million yen

Environmental Impact

Reducing environmental impact by continually analyzing the impact of business activities on the environment

INPUT

Energy Input			Principal Raw Materials and Source Gases *1		
Purchased electricity	889,193	GJ	Silica	4,136	t
Purchased electricity (non-fossil)	134,850	GJ	Carbon		
LPG	55,516		Silicon carbide		
Fuel oil A	36,807	GJ	Coal tar and tar pitch		
Kerosene	5,294	GJ	Silicon		
Utility gas	4,771	GJ	Copper		
Gas oil	171	GJ	Silicon tetrachloride		
Gasoline	246	GJ	—	—	—
Steam	146	GJ	—	—	—
—	—	-	—	—	—
Total energy input	1,126,994	GJ	—	—	—
Water Input			Amounts of PRTR Substances Handled		
Clean water, industrial water	160	10,000m ³	Silicon carbide, Hydrogen fluoride and its water-soluble salts and others	559	t
Groundwater	23	10,000m ³	—	—	—



OUTPUT

Released into the Atmosphere			Discharge of Waste		
Nitrogen oxides	2	t	Total amount of waste discharged	3,914	t
Sulfur oxides	1	t	Final amount of discharge	444	t
Amount of PRTR substances released (atmosphere)	2	t	Amount of PRTR substances transferred	38	t
Global Warming Gases			Discharged into Water		
CO ₂ emissions (Scope1)	6	kt-CO ₂	BOD*2 + COD*3	13	t
CO ₂ emissions (Scope2)	43	kt-CO ₂	SS*4	10	t
CO ₂ emissions from transport (Scope3 Category 5 and 9)	1	kt-CO ₂	Drainage	401	10,000m ³

Period: January 2024 to December 2024. Subjects: 5 facilities

*1 Principal raw materials and source gases listed are those of which 100 tons or more are consumed per year.

*2 BOD: Biochemical oxygen demand

*3 COD: Chemical oxygen demand

*4 SS: Suspended solids

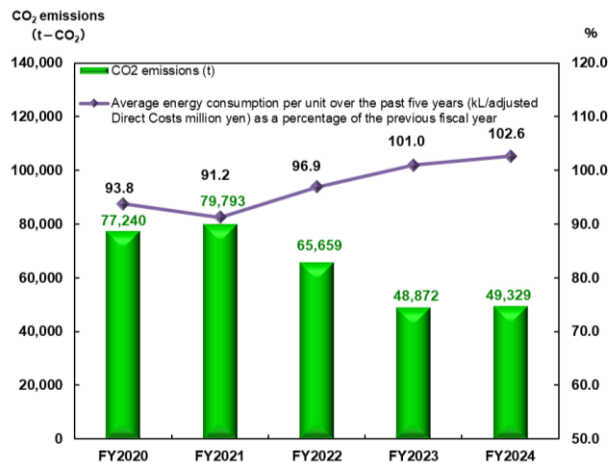
Mitigation of Global Warming

Reducing CO₂ emissions to counter global warming

Reduction of CO₂ emissions

The CoorsTek KG Group works to reduce CO₂ emissions through productivity improvements and energy conservation measures. CO₂ emissions (Scope 1 and 2) in FY2024 increased by 1% compared to the previous year due to an increase in production volume from the launch of new production lines, etc., despite a decrease in overall production volume. The ratio of energy consumption per unit of production (crude oil equivalent/adjusted DC) over the past 5 years to the previous year increased by 2.6%, largely due to the impact of the decrease in production volume.

◆ CO₂ Emissions and Average Energy Consumption per unit over the five years as the previous fiscal year



Note: CO₂ emissions before 2023 have been revised to match the latest CO₂ emission coefficients.

Measures to reduce CO₂ emissions

◆ CO₂ Emissions Reduction Measures and Amount of Reduction

Measure	Facility	Details of Improvement	Amount of Reduction
Case 1 Reduction of power consumption	Hadano Facility	Annual power consumption was reduced by 74 MWh by replacing lamps with those that had greater energy savings and improving the air conditioners operation control and utilizing inverters of circulation pumps, etc..	30 t - CO ₂
Case 2 Reduction of power consumption	Kariya Facility	Annual power consumption was reduced by 98 MWh by replacing lamps, air conditioners and water pumps with those that had greater energy savings and improving the air conditioners operation control.	49 t - CO ₂
Case 3 Reduction of power consumption	Oguni Facility	Annual power consumption was reduced by 1,609 MWh by replacing lamps and air conditioners with those that had greater energy savings and improving the furnace operation efficiency and air conditioners operation control.	619 t - CO ₂
Case 4 Reduction of power consumption	Nagasaki Facility	Annual power consumption was reduced by 243 MWh by replacing lamps, chillers with those that had greater energy savings and improving the air conditioners operation control and utilizing inverters and increasing capacity of heat treatment furnaces.	97 t - CO ₂
Case 5 Reduction of power consumption	CoorsTek Tokuyama Corp.	Annual power consumption was reduced by 162 MWh by replacing lamps, air conditioners and the polishing machine with those that had greater energy savings and improving the operation control of fans, pumps, heaters, and chillers.	78 t - CO ₂



Inverters of circulation pumps (after)
Case 1
(Hadano Facility)



LED lamp with motion sensor (after)
Case 3
(Oguni Facility)



Inverters of cooling water pumps (after)
Case 4
(Nagasaki Facility)



Replacing the panel cooler (after)
Case 5
(CoorsTek Tokuyama)

Waste Management

Developing activities that contribute to the realization of a recycling-based society based on the 3R concept

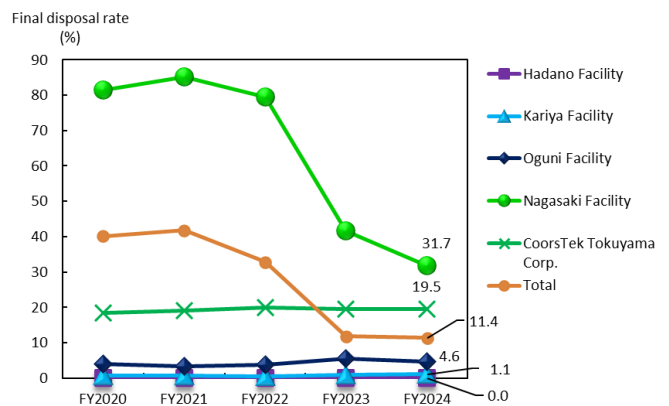
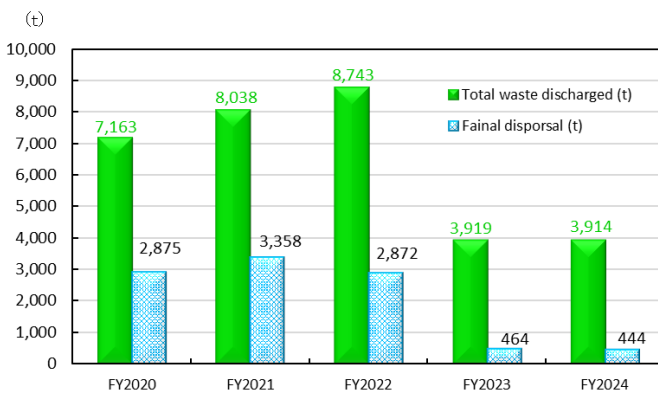
Initiatives to achieve zero emissions

Each facility has a recycling center that manages waste and develops activities that contribute to helping realize a recycling-based society through Activities include minimizing defects and material loss by improving manufacturing yield and working with recycling partners for sludge and scrap waste in accordance with the 3R principles (reduce, reuse, recycle) and improving the final disposal rate (final disposal volume / total waste generation).

On the other hand, Hadano Facility continues the zero emissions*1.

*1 Zero emissions of waste: final disposal rate (final disposal amount / total waste discharged x 100) of ≤ 1

◆ Total waste discharged and final disposal volume ◆ Final disposal rate of each facility



Management of Chemical Substances

“One drop control”^{*1} policy for managing chemical substances

Chemical substance management measures

The CoorsTek GK Group promotes green procurement and responds to the EU’s RoHS^{*2} Directive and REACH^{*3}. We manage chemical substances subject to the PRTR Law and substances subject to the Poisonous and Deleterious Substances Control Law, taking into consideration human health and safety, prevention of pollution, and reduction of environmental impact. As we strengthen the implementation of the “one drop control,” we ensure meticulous management of data on usage, release, and transfer.

*1 “One drop control” is the Group’s practice of meticulous substance management. It involves daily cleaning and inspection so that no leakage—not even one drop of oil, chemical, or other substance—is overlooked. Structures are designed and maintained to ensure easy detection of any leakage. For example, trays and overflow spill basins are kept dry.

*2 RoHS (Restriction of Hazardous Substances) Directive: European Union directive to restrict the use of lead, mercury, cadmium, hexavalent chromium, polybrominated biphenyls, polybrominated diphenyl ethers and phthalate(DEHP, BBP, DBP and DIBP) in electrotechnical products.

*3 REACH (Registration, Evaluation, Authorization and Restriction of Chemicals) Regulation: European Union regulation mandating registration, evaluation, authorization, and restriction of the use of chemical substances

Pollutant release and transfer register (PRTR) substances

Among the PRTR substances handled by CoorsTek GK, silicon carbide, which is newly covered, is the most common.

◆PRTR Results for FY 2024

Unit: ton

Substance number specified by the PRTR Law	Substance name	Amount handled	Amount released					Amount transferred	To sewage	As waste
				To air	To water	To soil	To on-site landfills			
302	Naphthalene	9.2	0.0	0.0	0.0	0.0	0.0	0.0	0.0	0.0
349	Phenol	5.8	1.7	1.7	0.0	0.0	0.0	0.0	0.0	0.0
374	Hydrogen fluoride and its water-soluble salts	19.5	0.0	0.0	0.0	0.0	0.0	2.2	0.0	0.0
405	Boron compounds	1.2	0.0	0.0	0.0	0.0	0.0	0.0	0.0	0.0
453	Molybdenum and its compounds	6.6	0.0	0.0	0.0	0.0	0.0	0.0	0.0	0.0
665	Cerium and its compounds	19.4	0.0	0.0	0.0	0.0	0.0	0.0	0.0	12.7
667	Silicon Carbide	497.0	0.0	0.0	0.0	0.0	0.0	35.7	0.0	35.7
	Total	558.7	1.7	1.7	0.0	0.0	0.0	37.9	0.0	48.4

Storage of polychlorinated biphenyls (PCBs)

The Group strictly manages equipment and machinery in storage and in use which contain PCBs until disposal by a processing company within the period specified by governmental order, so as to not cause environmental pollution.

◆Equipment Containing PCBs in Storage or in Use (as of December 31, 2024)

Type of Equipment Containing PCBs (including low-concentration PCBs)	Total
Transformers	7 Units
Capacitors	5 Unit
Other equipment	7 Units

Measures to prevent air pollution and offensive odors

The CoorsTek GK Group prevents air pollution and the release of offensive odors by installing exhaust gas treatment equipment, fuel conversion, and other measures. Each business site has established voluntary exhaust gas standards and works to reduce environmental impact.

Water pollution prevention

The Group has established voluntary discharged water standards at each of the facilities and maintains and manages wastewater treatment equipment and strives to prevent water pollution by monitoring wastewater with monitoring instruments and using automatic wastewater cut-off weirs. In addition, each facility conducts emergency response training to enable a rapid response in the event of an emergency.



Emergency response training for chemical solution leaks (Hadano Facility)



Emergency response training at final discharge point (Kariya Facility)



Emergency response training for polishing wastewater overflow (CoorsTek Tokuyama)

Green Procurement

In order to create environmentally conscious products, we promote the procurement of products, parts, materials, and raw materials with low environmental impact (green procurement).

Green procurement

Under our Green Procurement Guidelines, we practice green procurement to make eco-friendly products. We prioritize purchasing raw materials, parts, and supplies that reflect consideration for health, safety and the environment. Our efforts include eliminating hazardous substances, converting them to substances with minimal environmental impact and incorporating RoHS and REACH directives and regulations.

CoorsTek GK Group Basic Purchasing Policy

- **Optimized Global Procurement**

Based on fair and impartial market principles, we conduct business with suppliers who provide the best quality, price and delivery terms, regardless of location.

- **Building Trust**

We create mutual benefits based on relationships of trust. We do not disclose to external parties confidential matters that come to our knowledge in the course of business.

- **Compliance**

We regard compliance with the law as the basis of every transaction.

- **Green Purchasing**

Our procurement activities give priority to environmentally conscious products and services.

- **Conflict Minerals Policy**

We do not purchase conflict minerals or materials or products that use metals derived from conflict minerals which come from the Democratic Republic of Congo or its neighboring countries, where such minerals may serve as funding sources for militia groups that commit human rights abuses.

We kindly request that our suppliers also be transparent in their procurement of materials and parts.

History of Our Commitment to the Environment

Ever since our foundation, we have prioritized harmony with society and the environment in the conduct of business. We intend to continually strengthen the basis of environmental management with the aim of ensuring sustainable management*.

※Sustainable management is defined as contributing to the realization of a sustainable society by practicing corporate responsibility in economics, society, and the environment and by respecting people.

History of CoorsTek GK Group	Main environmental conservation activities and commendations	Main improvements related to environmental conservation
1918 Toyo Taika Renga Co., Ltd. (currently Kariya Facility) is established.		
1928 Denki Kinyu Co., Ltd. (currently Oguni Facility) is established.		
1956 Kawatana Plant (currently Nagasaki Facility) is established.	1951 Oguni Facility receives the Director-General Award for Excellent Factories for Energy Control (Heat Category).	1954 Oguni Facility's Akashiba Power Plant (hydroelectric) in Oguni, Yamagata prefecture, is completed.
1958 Nihon Denko Co., Ltd. is renamed Toshiba Denko Co., Ltd.		
1959 Tokai Rozai Co., Ltd., is renamed Toshiba Internal Insulation Co., Ltd.		
1961 Hadano Facility is established.		
1968 Toshiba Ceramics Co., Ltd. (currently CoorsTek KK) is established as a result of the merger between Denko Co., Ltd. and Toshiba Rozai Co., Ltd.		
1971 A research center (currently the Core Technology Center) is established.	1974 Oguni Facility receives the Director-General Award for Excellent Factories for Energy Control (Heat Category).	
	1978 Oguni Facility receives the Award of the Minister of International Trade and Industry for Excellent Factories for Energy Control (Heat Category).	
1982 Tokuyama Ceramics Co., Ltd. (currently CoorsTek Tokuyama Corp.) is established.		
1984 Tokai Ceramics Co., Ltd. is established.	1984 Kariya Facility receives the President's Prize from the Japan Energy Conservation Center as an example of excellent energy savings.	1985 Oguni Facility introduces waste heat-based snow removal equipment, which does not involve water spraying.
	1991 Use of chlorine-based organic solvents is abolished throughout the Group.	1990 Oguni Facility's second Akashiba Power Plant (hydroelectric) is completed.
1991 Niigata Toshiba Ceramics Co., Ltd. is established for volume production of large-diameter silicon wafers.	1997 Oguni Facility starts manufacturing lead-free carbon brushes.	1998 An emergency automatic shut-off gate is introduced at the final discharge outlet of Oguni Facility.
	1998 Oguni Facility receives an award from the Director-General of the Tohoku Bureau of Economy, Trade and Industry for Excellent Factory Greening.	1999 Sound barrier walls are installed at site boundaries of Hadano Facility.
	1999 Kariya Facility receives an award in the Aichi Prefecture Factory Greening Contest.	
	1999 Nagasaki Toshiba Ceramics Co., Ltd. (currently Nagasaki Facility) gains Eco-Mark certification for its foamed (porous) ceramics.	
	2000 Green Procurement Guidelines are established and suppliers are evaluated for green procurement.	2000 Removal of incinerators from all production sites is completed.
		2001 Heat storage exhaust gas treatment equipment is installed at Kariya Facility to control offensive odors and VOCs.
		2004 Measuring equipment for total phosphorus and total nitrogen is installed at Kariya Facility.
		2004 Introduction of central monitoring systems at final discharge outlets is completed at Oguni, Hadano and Kariya Facilities.
		2004 Currently Nagasaki Facility changes furnace fuel from heavy oil to kerosene in order to reduce SOx.

History of CoorsTek GK Group	Main environmental conservation activities and commendations	Main improvements related to environmental conservation
	2005 Oguni Facility receives the Minister of Economy, Trade and Industry Award for Excellent Factories for Energy Control (Heat Category).	2005 Kariya Facility installs catalyst combustion type odor control equipment in furnaces at advanced ceramics factories 1, 2 and 3.
2006 SIC Investment, a special purpose corporation for the tender offer of Toshiba Ceramics' shares, is established. Toshiba Ceramics becomes a subsidiary of SIC investment following completion of the tender offer.	2006 Kariya Facility holds an explanatory meeting for local residents about soil and groundwater contamination. 2006 Onsite soil and groundwater measures are completed at Kariya Facility.	2005 CoorsTek Nagasaki (currently Nagasaki Facility) changes furnace fuel from kerosene to LPG in order to reduce CO ₂ emissions. 2006 Hadano Facility changes boiler fuel from heavy oil to LPG in order to reduce CO ₂ emissions.
2007 Toshiba Ceramics Co., Ltd. becomes a wholly owned subsidiary of SIC Investment following completion of the share exchange. SIC Investment is renamed Covalent Materials Corp. Toshiba Ceramics merges with Covalent Materials Corp. and the new Company, Covalent Materials Corp., is inaugurated.	2007 Hadano Facility achieves zero emissions of waste. 2007 Cleanup of contaminated soil at Kariya Facility starts. 2008 Hadano Facility is awarded the Shonan Region Prefectural Administration Center Director's Award for its efforts in waste reduction, reuse, and recycling activities.	2007 Kariya Facility installs catalyst combustion type odor control equipment in the furnace. 2008 Kariya Facility introduces an extra high voltage substation, eliminating the use of heavy oil. 2008 Tunnel kiln fuel is converted from kerosene to LPG to reduce CO ₂ emissions at Covalent Materials Nagasaki Corp. (currently Nagasaki Facility).
2010 Akashiba Power Plant is transferred to F-Power Co., Ltd.	2009 Cleanup of PCB-contaminated soil at Kariya Facility is completed.	2008 Kariya Facility's status as a specified air pollutant discharging plant is removed due to a shift in business structure and energy conversion.
2012 Silicon wafer business is transferred to Sino-American Silicon Products.	2012 Electronic manifest system for industrial waste management begins at Hadano Facility.	
2013 Shares of Tokai Ceramics Co., Ltd. are transferred to Calderys Japan Co., Ltd. Shares of Covalent Sales Corp. are transferred to Hibino Corp.	2013 Oguni Facility enters the Yamagata Eco Smile Contest, resulting in one 2nd place winner and three special prize winners. 2013 Removal of all PCB equipment by a disposal company is completed by Covalent Materials Tokuyama Corp. (currently CoorsTek Tokuyama Corp.).	
2014 CoorsTek, Inc. acquires the shares of Covalent Materials Corp.	2014 Removal of all PCB equipment by a disposal company is completed by Covalent Materials Nagasaki Corp. (currently Nagasaki Facility). 2014 Zero emissions status is achieved for the first time at Oguni Facility in FY 2013.	
2015 The Company is renamed CoorsTek KK.	2015 Electronic manifest system for industrial waste management begins at Oguni Facility. 2015 195 units of PCB equipment and 13.8 tons of pollutant by a disposal company are removed at Oguni, Hadano and Kariya Facilities.	2015 Three wastewater treatment facilities are consolidated into one at Oguni facility.
2018 Kariya Facility 100 th Anniversary	2015 Kariya Facility receives recognition from the city of Kariya as an eco-friendly work site (Kariya eco-friendly workplace) for its efforts in consideration of the environment during the course of business. 2019 Electronic manifest system for industrial waste management begins at Kariya Facility and CoorsTek Nagasaki (currently Nagasaki Facility). 2020 Completed delivery of all PCB equipment to processing contractors (Hadano Facility)	2017 Kariya Facility installs catalyst combustion type odor control equipment in its furnace.

History of CoorsTek GK Group	Main environmental conservation activities and commendations	Main improvements related to environmental conservation
<p>2022 The high-purity quartz glass crucible business (including Quartz powder) is transferred to Momentive Technologies .</p> <p>2022 CoorsTek Nagasaki Corporation has changed its name to CoorsTek KK Nagasaki Facility</p> <p>2024 CoorsTek KK has converted its corporate structure from a stock company to a limited liability company. In conjunction with this, CoorsTek Sales KK, which handles the domestic sales function, has been merged into CoorsTek GK and its functions have been integrated.</p>	<p>2021 Completed delivery of all PCB equipment to processing contractors (Kariya Facility)</p> <p>2023 Kanagawa Prefecture Environmental Improvement Merit Award (Hadano Facility)</p>	<p>2021 Hydrofluoric acid wastewater treatment facility, Renewal of settling tank and introduction of automatic slaked lime injection system . (Hadano Facility)</p> <p>2023 Reduced BOD of wastewater through scrubber modification (Hadano Facility)</p>

Health and Safety Report

Safety and Health Report

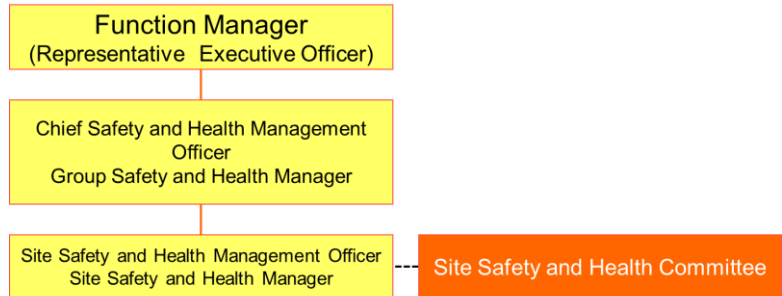
Occupational Safety and Health Management Structure

Occupational safety and health management structure

In order to oversee and promote Safety and Health management, we have appointed the Chief Safety and Health Management Officer and the Group Safety and Health Manager within the group and have appointed the Site Safety and Health Manager at each manufacturing site.

We perform risk reduction activities that conform to the Ministry of Health, Labour and Welfare’s Guidelines on Occupational Safety and Health Management Systems.

◆ Occupational Safety and Health Management Structure

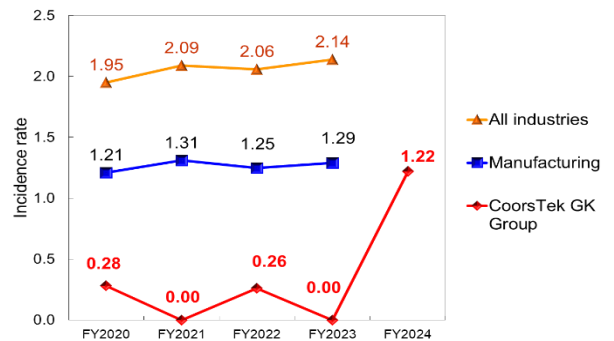
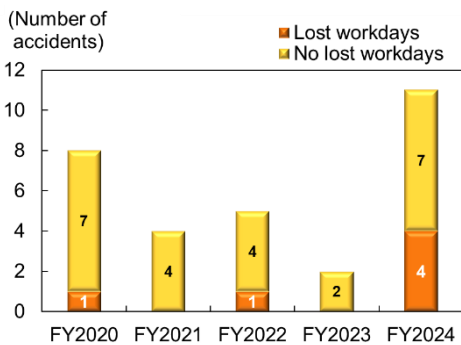


Occupational Accidents

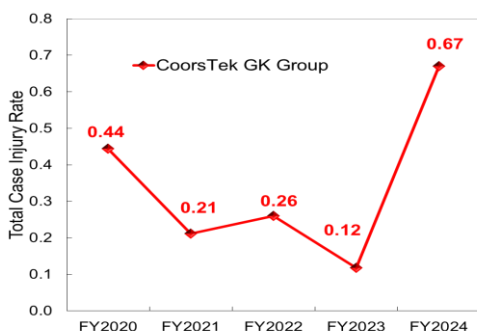
Occupational accidents

In FY 2024, there were eleven occupational accidents in the CoorsTek GK Group. Of these, four accidents resulted in lost time. This is the highest number of occupational accidents in the last five years. When looking at the trends among those affected, 70% had less than five years of work experience, and of those, approximately 80% were aged 45 or older. In addition, 90% of occupational accidents were caused by human error. The human performance training, which began in FY 2022, was implemented for newly hired employees in FY 2024. We will continue to strive to prevent accidents through other providing safety training for workers and initiatives such as using protective guards on machines, improving risk levels of safety and maintenance devices, Foresight 4 Safety (“kiken yochi,” or hazard prediction) -, establishment of the point-and-call risk reduction system, and policies for risk reduction. In FY 2024, one facility, CoorsTek Tokuyama, achieved zero occupational accidents and achieved no accidents for thirteen consecutive years.

◆ Occupational Accidents in the CoorsTek GK Group ◆ Incidence Rate*1



◆ Total Case Injury Rate*2



Note: Figures other than the CoorsTek GK Group are based on statistics from the Ministry of Health, Labour and Welfare on occupational accidents.

*1 Incidence rate: Number of accidents involving one or more lost workdays per million work hours

*2 Total Case Injury Rate: Number of total accidents per 200-thousand work hours

Objectives and Results of Occupational Safety and Health Activities

Objectives of occupational safety and health

The CoorsTek GK Group accords the highest priority to human life. To ensure workplace safety and safeguard the health of employees and other concerned parties, we have established the Basic Policy on Safety and Health Management in which we maintain safe, comfortable workplaces. We work to prevent occupational accidents and illnesses and encourage employees to maintain their health.

◆ FY 2024 Priorities and Results

FY 2024 Priorities	Objectives	Performance	Evaluation ^{*3}
1. Initiatives to eliminate occupational accidents	(1) Promote risk reduction Implementation of risk assessment and risk improvement <ul style="list-style-type: none"> • Improvement of risk level *1 (safety, chemical substances) II, III • Improvement of ergonomics*2 • RA implementation using unified RA evaluation criteria 	Level II: 145% improvement compared to plan Level III: 105% improvement compared to plan 105% improvement compared to plan 100% complete	◎ ○ ○
	2. 心身の健康維持増進 (1) Promote awareness of the importance of improving medical checkup results (awareness activities about irregularity rates above the national average)	<ul style="list-style-type: none"> • Education by industrial physicians and occupational health consultants - Rate of people with abnormal findings during health checkups undergoing secondary examinations: 55% (0.5 points increase compared to FY 2023) 	○
	(2) Improvement and enhancement of mental health environment	<ul style="list-style-type: none"> • Systematically conducted 	○

*1 Risk Level II: Risk requiring systematic reduction measures, Level III: Risk requiring prioritized reduction measures

*2 Ergonomics: Optimizing machine design and work methods to reduce physical burden and prevent illness.

*3 ◎ Objective exceeded ○ Objective achieved △ Objective not achieved

◆ FY 2025 Priorities

1. Initiatives to eliminate occupational accidents (1) Improve Human Performance (2) Others	2. Physical and mental health maintenance and improvement (1) Awareness of the importance of improving medical checkup results (2) Improvement and enhancement of mental health environment
---	---

Occupational Safety and Health Management

Raising awareness of safety and health

Every year, at each facility, we are working to raise health and safety awareness by Foresight 4 Safety and during National Safety Week and National Occupational Safety and Health Week, all employees, including those of affiliated companies and cooperating companies, attend safety meetings, lectures, and award ceremonies to raise awareness of safety and health.

In FY 2024, messages from the Chief Safety and Health Management Officer and each plant manager were delivered, slogans were awarded, each facility was awarded based on its evaluation criteria, and National Safety Week slogan was confirmed.



Plant Manager messages at National Safety Week events at each workplace (Hadano Facility)



Awards ceremonies and Plant Manager messages at National Safety Week events at each workplace (Oguni Facility)



Safety Meeting at National Safety Week events at each workplace (Nagasaki Facility)

Occupational safety and health education and training

We conduct education programs related to safety and health based on an annual occupational safety and health education and training plan. We work to ensure employees' safety and raise safety and health awareness.



Safety Training (Hadano Facility)



Health Promotion Seminar (Kariya Facility)



Special Dust Training (Oguni Facility)

Hands-on safety training

We consider raising each employee's risk awareness important for eliminating occupational accidents and we provide accident simulation training to enable employees to recognize the risks inherent in their work through personal experience.



Experiential education of risk of caught in machine (Hadano Facility)



Experiential education of risk of caught in machine (Oguni Facility)



Experiential education of risk of cut in machine (Kariya Facility)

Implementation of complete lock out, tag out, and try out

Lock Out/Tag Out/Try Out* is a critical procedure for protecting employees who inspect, clean, or maintain machinery or equipment from dangers due to malfunction or incorrect use of the machinery. All workplaces focus on training of Lock Out/Tag Out/Try Out.

*Lock Out: To shut off the source of energy (power) supplied to the machine or device, lock the starting device, and prevent others from operating the machine.

*Tag Out: The use of tags to prohibit the operation of machinery shut off or equipment during shutdown of the energy source of the machinery.

*Try Out: Confirm that mechanical equipment does not move by checking residual energy and turning on the start switch (testing).

First aid personnel available

In order to ensure that each facility has first aid personnel who make up at least 10% of all employees, we held a basic life-saving training course sponsored by the fire department. The course included education on life-saving measures (use of AEDs and cardiopulmonary resuscitation) and first aid methods such as removing foreign objects from the airway and stopping bleeding.



Basic life-saving training
(Hadano Facility)



Basic life-saving training
(Oguni Facility)



Basic life-saving training
(CoorsTek Tokuyama)

Activities of risk reduction

Installation of Machine Guarding

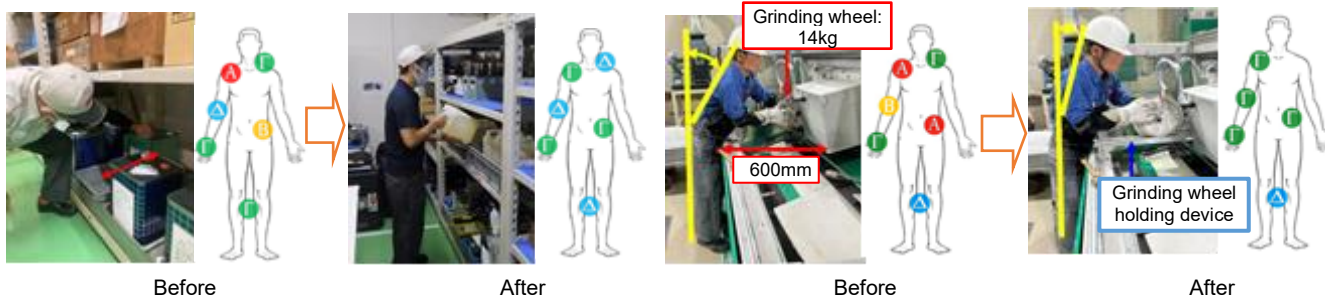
The CoorsTek GK Group is working on the installation of machine guarding * based on the Group Safety and Health Guidelines. For newly installed equipment, safety is evaluated by pre-installation safety, health and environmental evaluation and equipment design review, and for existing equipment, machine guarding has been systematically installed based on the evaluation results of risk assessment. In FY2022, we have completed improvements to initial machine guard failures at all facilities and CoorsTek Tokuyama. We will continue to improve our machine guards based on regular risk assessments, Foresight 4 Safety, near-miss information, and other risk reduction activities.

* Machine Guarding: Doors, fences, automatic machine stop function, etc. to prevent workers from touching the hazards of the machine.

Ergonomics improvement

The CoorsTek GK Group is working on planned improvements based on the evaluation results of Ergonomics with the aim of reducing the workload of employees.

Explanation of symbols in diagrams: **A** High stress **B** Moderate stress **C** Low stress **D** Almost no risk



Reducing the burden of loading and unloading containers:
Downsizing containers and changing storage heights
(Hadano Facility)

Improving grinding wheel replacement: Installing a wheel holding device
(CoorsTek Tokuyama)

Risk assessment of workplaces for pregnant women

In order to assess whether there are any operations that are burdensome for pregnant women, the CoorsTek GK group categorizes the work environment, work posture, and work restrictions, and conducts risk assessments for each item, and strives to ensure that safety and health are maintained based on the evaluation results.

Employee health

Physical health management

To create workplaces conducive to employee health, the CoorsTek GK Group mandates medical checkups and provides opportunities for health management and counseling about all aspects of health based on the medical checkup results. As a measure to prevent health problems due to overwork, we address the health problems of individual employees by offering consultations with industrial physicians, which can also be arranged based on employee requests. Furthermore, the number of elderly employees at Oguni Facility has been increasing in recent years due to the promotion of employment of older employees. We believe that it is necessary to objectively grasp the physical condition of older employees in order to work in a healthy and safe manner, so we conducted a physical fitness checks of five types of tests (two-step test, seated stepping test, functional reach test, standing on one leg with eyes closed, and standing on one leg with eyes open) for employees aged 50 and over to prevent falls.



Seated stepping test
Functional reach test
The physical fitness check of elderly employees
(Oguni Facility)

Mental health

We provide preventive training for managers to promote early-stage awareness of persons who might have mental health problems and ensure that they are not overlooked, and provides education to enable employees to recognize any change in their mental health. We provide care for employees by assigning counselors and instituting return-to-work support programs for employees who have taken leave due to mental health problems so they can smoothly return to work.



Mental health seminar
(Kariya Facility)

Local Community Relations

Responsibility to Local Communities

Earning the community's trust by promoting good corporate citizenship

Disaster preparedness

■ Disaster preparedness activities

To be prepared for a fire emergency or major earthquake, we periodically hold disaster preparedness drills and daytime and nighttime evacuation drills to ensure a rapid and appropriate emergency response and to minimize damage.



Disaster preparedness drill
(Karita Facility)



Disaster preparedness drill
(Oguni Facility)



Evacuation drill
(Nagasaki Facility)



Evacuation drill
(CoorsTek Tokuyama)

Partnership with Local Communities

The CoorsTek GK Group cooperates and forms partnerships with local communities. We fulfill our responsibility as a member of the community and work to expand opportunities for communication.

We provide the Wide Plan Leave System to support employees' volunteer activities. Under this system, employees can use their paid holidays that would otherwise expire and apply them to volunteer activities that make a social contribution.

Excerpt from the CoorsTek GK Group Standards of Conduct

Community relations

We maintain good relations with local communities through cooperation and partnerships and fulfill our responsibility as a member of the community.

Corporate citizenship activities

■ Science class and Community-based lessons with high school

For employees' family members and students, we offer factory tours and opportunities to learn through experience at our workplaces. With the theme of "labor and health" with high school in Oguni district, we held classes on "company work-life balance measures" and "experiential education of danger." We have been holding these classes for the past four years as part of our communication with the community. Through classes like this, we hope to contribute to the younger generation by helping high school students imagine themselves working in the future. Every year, we also hold science lectures in partnership with the local government with the aim of nurturing a well-rounded education for children.



Community-based lessons
with high school
(Oguni Facility)



Community-based lessons
with junior high school
(Oguni Facility)



Science lectures
with junior high school
(Oguni Facility)

■ Volunteer activities

We cooperate closely with local residents to build better communities. Each facility conducts periodic clean-ups in the surrounding area, holds blood donor drives, and promotes traffic safety activities.



Beautification activities
(Kariya Facility)



Beautification activities
(Oguni Facility)



Beautification activities
(CoorsTek Tokuyama)

■ Other

At our company, we carry out blood donation activities for employees and others every year within the facilities and cooperate with the Japanese Red Cross Blood Center in order to resolve the current blood shortage.



Blood donation activity
(Hadano Facility)

CoorsTek GK

Published in April 2025

■ Communications

Osaki Wiz Tower, 11-1, Osaki 2-chome, Shinagawa-ku, Tokyo 141-0032, Japan

Tel: +81-3-5437-8411 Fax: +81-3-5437-7172

URL : <https://www.coorstek.com/jp>

For any comments or inquiries concerning this report or our EHS activities, please contact us.